

LED Table Lamp

TL72218
INSTALLATION SHEET

START FROM HERE

- Prepare everything in a clear area.
- Read instructions carefully before you start assembly.
- Keep this instruction sheet for future reference.

Technical Support: 1-855-855-8926

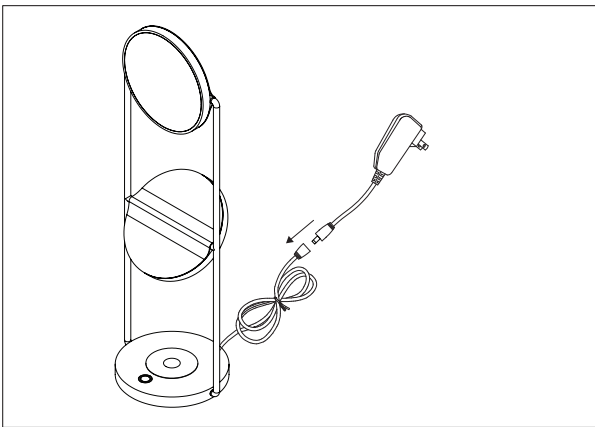
Please Note:

- This Kuzco LED fixture comes with pre-wired LED module(s)
- Unless instructed, Do Not touch any part of the LED module(s) as any unnecessary contact with the module could cause permanent damage
- Touch Dimmer
- 120V input

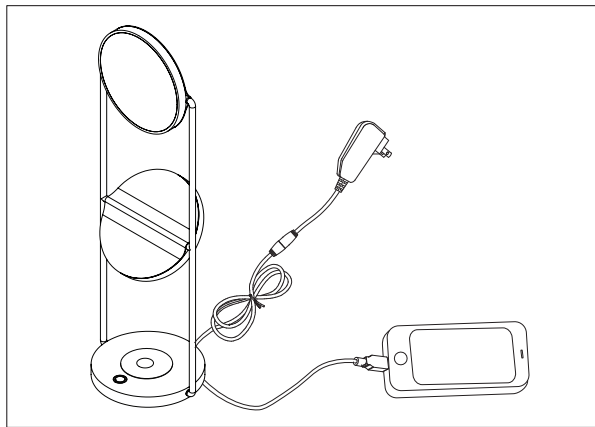
INSTRUCTIONS

1. Connect driver to coaxial connector
2. Plug driver into outlet
3. Use hand to activate dimmer. Touch and hold to dim, touch to turn on/off
4. Use usb port or wireless charging pad to charge cellphone

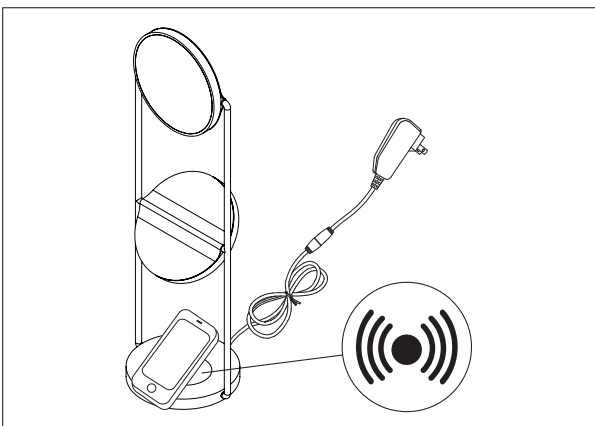
Plug Driver Into Outlet



USB Port Charging



Wireless Charging



KUZCO

19054 28th Avenue Surrey, BC Canada V3Z 6M3
T: 604 538 7162 TF: 1-855 85 KUZCO F: 604 538 7196
W: kuzcolighting.com
20210406